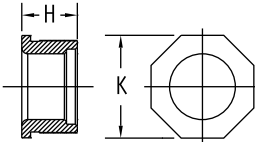


STUFFING TUBES

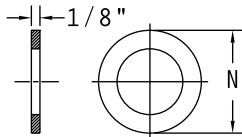
M24235/14 STUFFING TUBE ASSEMBLY

FOR ELECTRIC PENETRATION OF SHEET METAL ENCLOSURES.
 TYPE S1 STEEL. - TYPE S1B BRASS - NO SYMBOL ASSIGNED

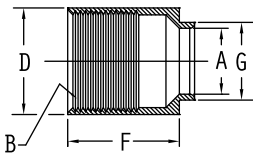
GLAND NUT



GLAND RING



TUBE BODY



CATALOG NUMBERING SYSTEM M24235/14 STUFFING TUBE SAMPLE CATALOG NUMBER:

14-A-ST

└ "ST" INDICATES STEEL
 └ "AL" INDICATES ALUMINUM
 └ "BR" INDICATES BRASS
 └ INDICATES LETTER SIZE OF TUBE
 └ INDICATES "TYPE" OF TUBE

(OTHER MATERIALS AVAILABLE)

SIZE	F	A	G	D	N	H	K	12UN-2B	SIZE
A	1-3/8	.406	.551	15/16	3/4	1-1/16	1-1/32	.875	A
B	1-3/8	.515	.660	1-1/16	7/8	1-1/16	1-1/8	1.000	B
C	1-3/8	.640	.785	1-3/16	1.00	1-1/16	1-1/4	1.125	C
D	1-3/8	.750	.895	1-5/16	1-1/8	1-1/16	1-3/8	1.250	D
E	1-3/8	.812	.957	1-5/16	1-1/8	1-1/16	1-3/8	1.250	E
F	1-3/8	.843	.988	1-3/8	1-3/16	1-1/16	1-7/16	1.312	F
G	1-3/8	.953	1.098	1-5/8	1-3/8	1-3/16	1-21/32	1.500	G
J	1-3/8	1.062	1.207	1-3/4	1-1/2	1-3/16	1-25/32	1.625	J
K	1-11/16	1.171	1.316	1-7/8	1-5/8	1-3/16	1-7/8	1.750	K
L	1-11/16	1.265	1.410	1-15/16	1-11/16	1-3/16	1-15/16	1.812	L
M	1-11/16	1.406	1.551	2-1/8	1-7/8	1-3/16	2-3/16	2.000	M
N	1-11/16	1.515	1.716	2-3/16	1-15/16	1-1/4	2-1/4	2.062	N
P	1-11/16	1.625	1.826	2-5/16	2-1/16	1-1/4	2-11/32	2.188	P
R	1-11/16	1.750	1.951	2-7/16	2-3/16	1-1/4	2-15/32	2.312	R
S	2-1/2	1.875	2.076	2-7/8	2-9/16	1-5/8	2-13/16	2.688	S
T	2-1/2	2.062	2.364	3-1/16	2-3/4	1-11/16	2-31/32	2.875	T
V	2-1/2	2.187	2.489	3-3/16	2-7/8	1-11/16	3-3/32	3.000	V
W	2-1/2	2.312	2.614	3-5/16	3.00	1-11/16	3-9/32	3.125	W
X	2-1/2	2.500	2.802	3-1/2	3-1/8	1-11/16	3-7/16	3.250	X
Y	2-1/2	2.609	2.911	3-5/8	3-1/4	1-11/16	3-9/16	3.375	Y
Z	2-1/2	2.781	3.083	3-13/16	3-7/16	1-11/16	3-3/4	3.562	Z
AA	3.00	2.875	3.177	4-1/16	3-5/8	2-1/16	3-7/8	3.750	AA